



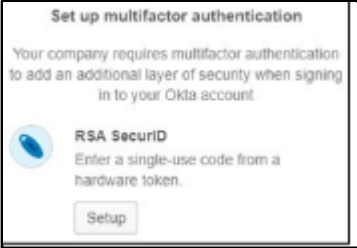
RSA SecurID User Guide

A multifactor authentication service will be required to access Workday and/or ServiceNow (Now Mobile app) on a device outside the Wells Fargo network (including mobile). RSA SecurID is an approved method to authenticate your identity when signing on to tools outside the Wells Fargo network. Follow the steps below to install and set up RSA SecurID.

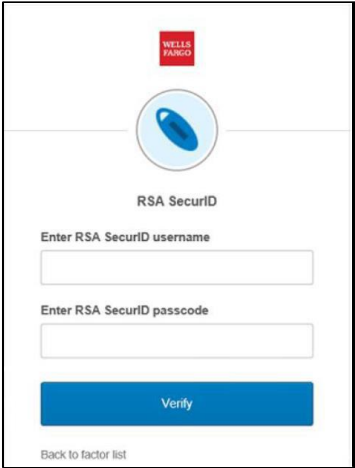
Install and set up RSA SecurID

When using your personal computer or phone to authenticate into Okta, RSA SecurID is also an option. If you have an RSA hard token or mobile app, you can use this.

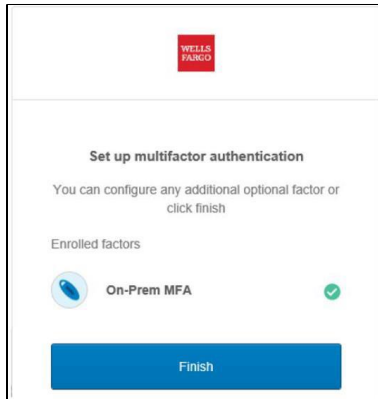
1. Click Setup for RSA SecurID.



2. Complete the following:
 - a. **Enter RSA SecurID username:** Enter your ELID (e.g. network or LAN user ID).
 - b. **Enter RSA SecurID passcode:** Enter your PIN + token.
 - c. Select **Verify**.



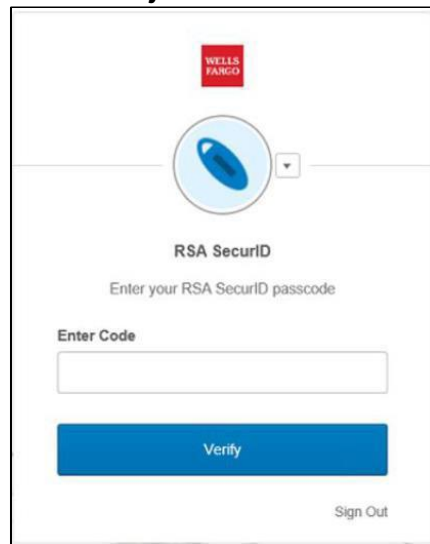
If successful, you will see a green check box next to the Enrolled Factors. Click Finish and you will be signed on to the application.



Sign in to an application with SecurID

Each time you log on to an application protected by MFA, you will be required to enter your RSA SecurID credentials to sign-on.

1. Complete the following:
 - a. **Enter Code:** enter your RSA SecurID PIN + Token.
 - b. Select **Verify**.



2. If successful, you will be signed-on to the application.
3. If unsuccessful, repeat steps a. and b. If you are still unable to sign-on to the application, contact Teamworks at Home Support line at 1-877-869-7964 options 3, 1, 3.